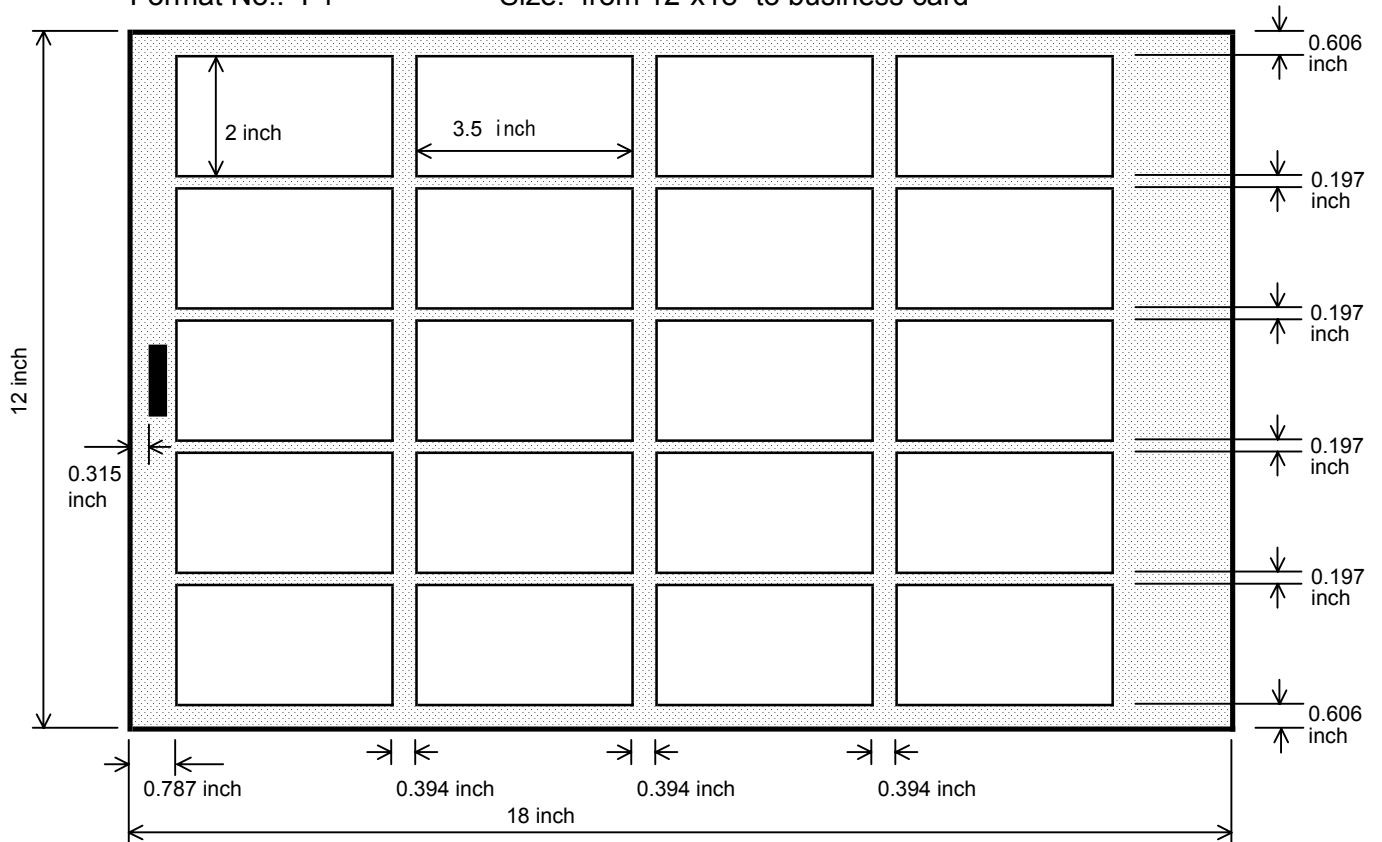


Format using a rotary blade MC-3

(1) Format to allocate 20 business cards into 12"x18" sheet (Use Rotary blade MC-3)

Format No.: F1

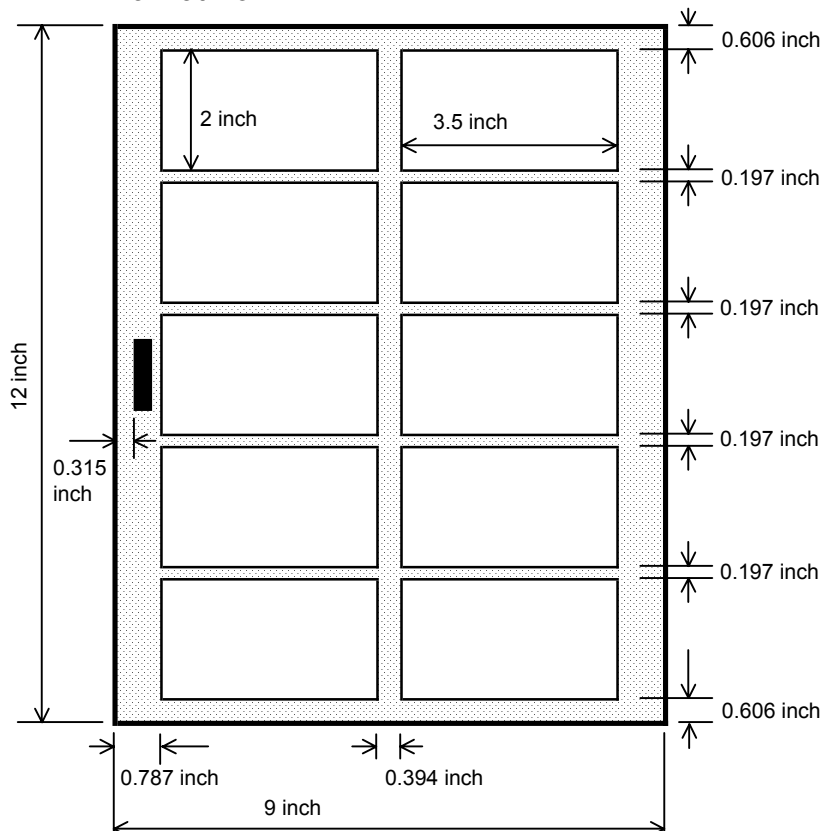
Size: from 12"x18" to business card



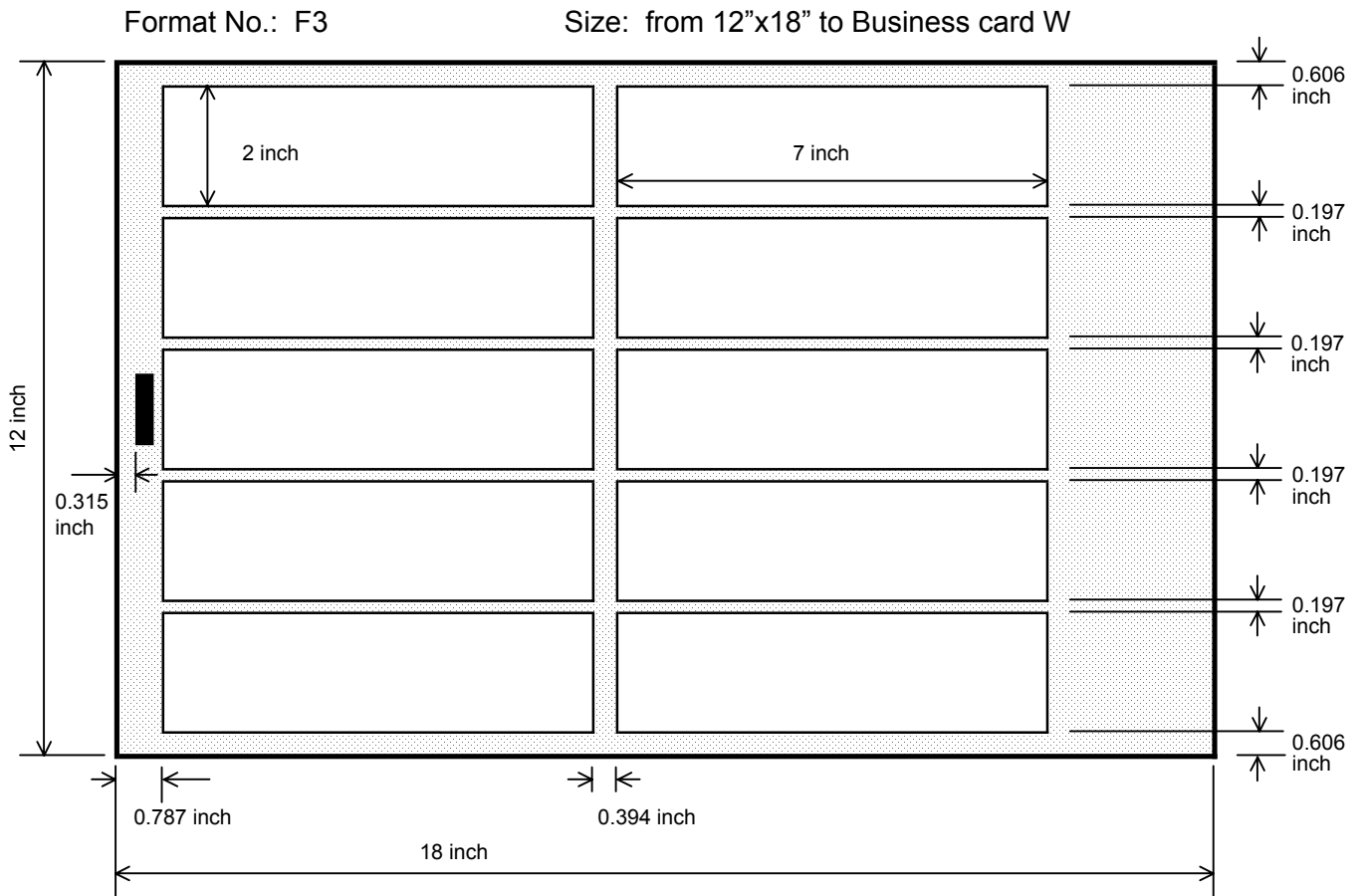
(2) Format to allocate 10 business cards into 12"x9" sheet (Use Rotary blade MC-3)

Format No.: F2

Size: from 12"x9" to Business



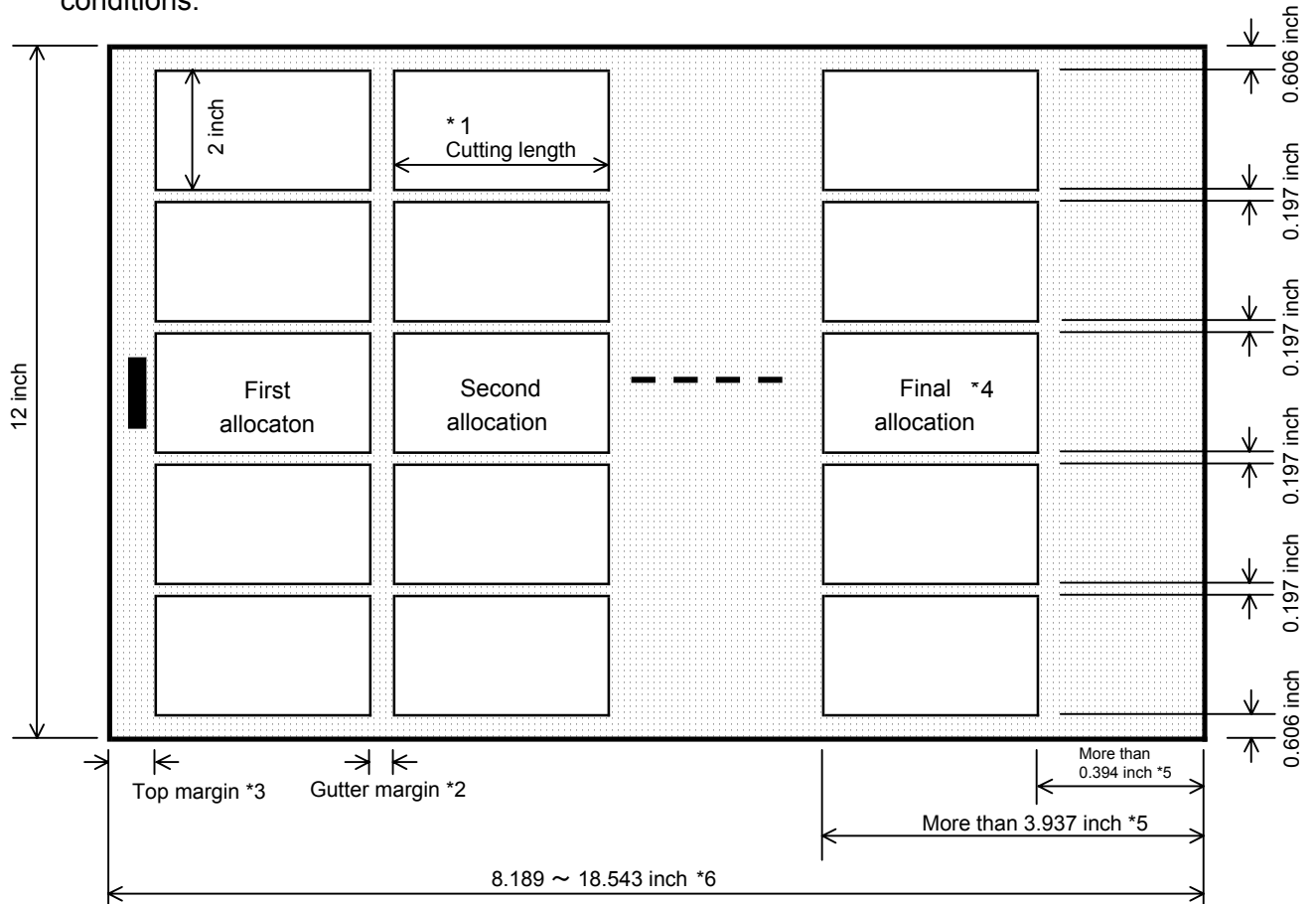
(3) Format to allocate 10 double-sized business cards into 12"x18" sheet
(Use Rotary blade MC-3)



(4) Free Format (Use Rotary blade MC-3)

Format No.: f1 to f15

This format enables you to freely set the cutting size using the long blade under the following conditions.




- *1 Cutting length is available between 2.362 inch to 18.543 inch.
- *2 Setting with or without gutter is available.
The length of the gutter is available between 0.315 inch to 0.472 inch.
When setting the gutter at 0, the trimming disappears (without gutter).
- *3 Setting with or without top margin is possible.
The top margin is available between the length of 0.669 inch to 1.181 inch.
When setting the top margin at 0, the top margin disappears (without top margin).
- *4 Up to 7 allocations to the direction of the long blade can be placed.
- *5 You can select "ON" so as to cut the bottom margin, or "OFF" so as not to cut the bottom margin.
When you select "ON", please keep the margin as follows;
 - The length from the start position of the final step-and-repeat to the paper bottom edge needs more than 3.937 inch.
 - The bottom margin needs more than 0.394 inch.
- *6 It is possible to feed a paper between the length of 8.189 inch to 18.543 inch.

Format using a rotary blade DC-3

(1) Format to allocate 1 sheet of Tabloid into 12"x18" (Use Rotary blade DC-3)

Format No.: F1

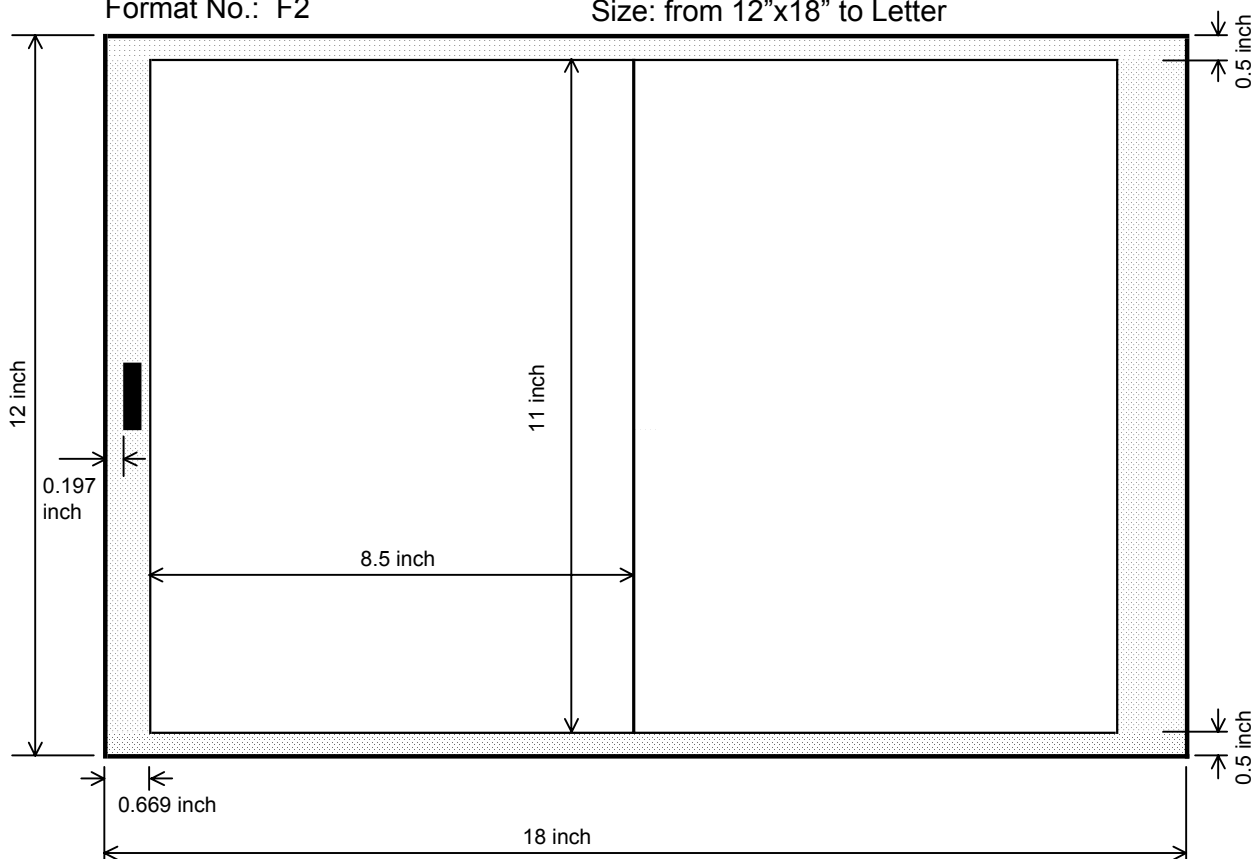
Size: from 12"x18" to Tabloid



(2) Format to allocate 2 sheets of Letter into 12"x18" (Use Rotary blade DC-3)

Format No.: F2

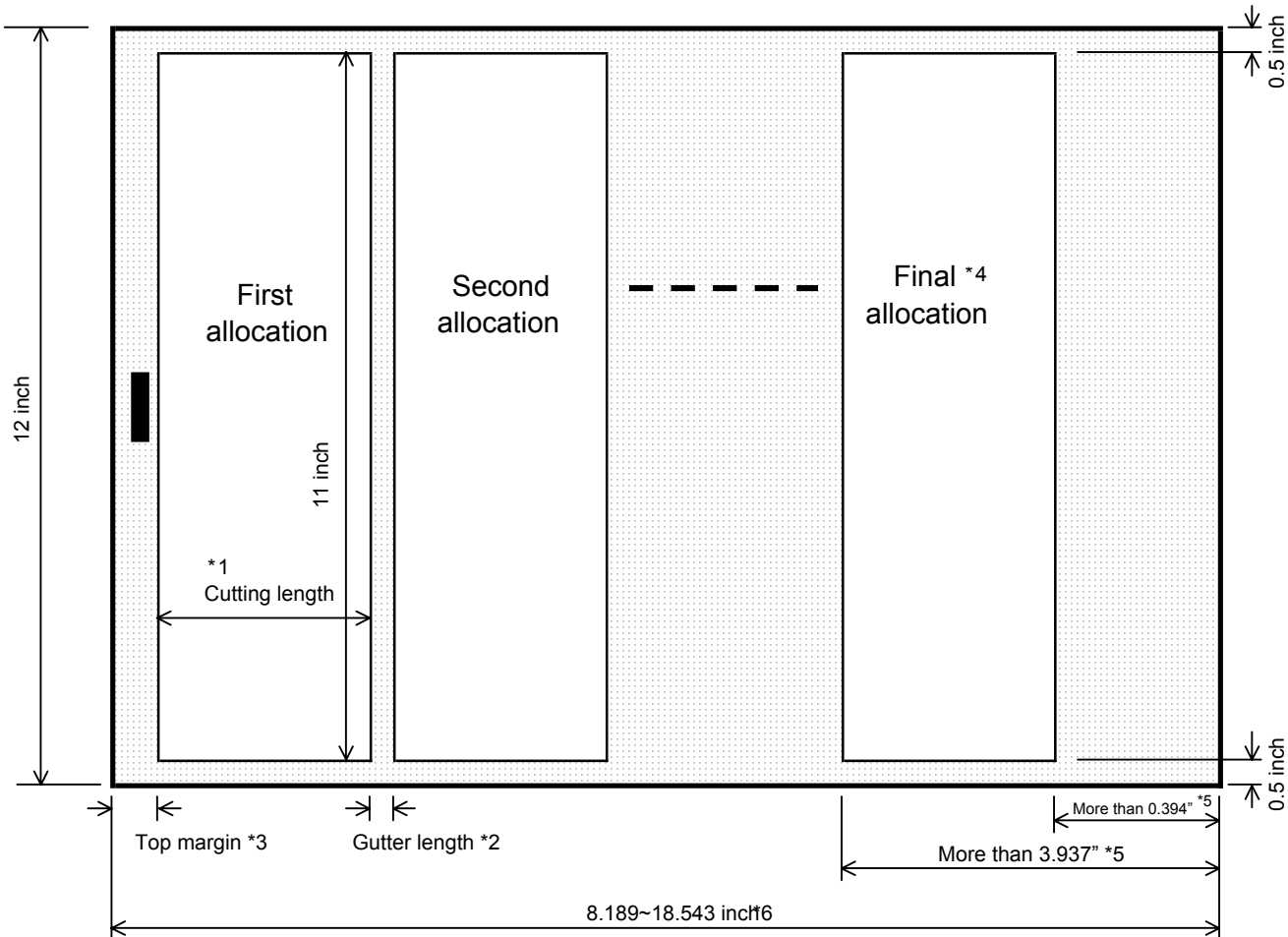
Size: from 12"x18" to Letter



(3) Free Format (Use Rotary blade DC-3)

Format No.: f1 to f8

This allows you to assign a cutting size freely by using the long blade under the following



*1 Cutting length is available between 2.362 inch to 18.543 inch.

*2 Setting with or without gutter is available.

The length of the gutter is available between 0.315 inch to 0.472 inch.
When setting the gutter at 0, the gutter disappears (without gutter).

*3 Setting with or without top margin is possible.

The top margin is available between the length of 0.669 inch to 1.181 inch.
When setting the top margin at 0, the top margin disappears (without top margin).

*4 Up to 7 allocations to the direction of the long blade can be placed.

*5 You can select "ON" so as to cut the bottom margin, or "OFF" so as not to cut the bottom margin.

When you select "ON", please keep the margin as follows;


- The length from the start position of the final step-and-repeat to the paper bottom edge needs more than 3.937 inch.
- The bottom margin needs more than 0.394 inch.

*6 It is possible to feed a paper between the length of 8.189 inch to 18.543 inch.

(4) Format which does not use the long blade. (Use Rotary blade DC-3)

Format No.: sF1 to sF8

This is the format which only needs the rotary blade without using a long blade.



*1 It is possible to feed a paper between the length of 8.189 inch to 18.543 inch.